



2024 annual report to the Community

Torrensvile Primary School

Torrensvile Primary School number: 1285

Partnership: West Torrens



School principal:

Yunni Seindanis

Y. Seindanis

Date of endorsement:

08/05/2025



Government
of South Australia
Department for Education

Context Statement

Torrensville Primary School caters for students from R-6. At the time of this report, the enrolment in 2024 is 360. Torrensville Primary School is classified as Category 5 on the Department for Education Index of Educational Disadvantage. At the time of this report, the school population includes 3% Aboriginal students, 32% students with disabilities, 10% students with English as an additional language or dialect (EALD) funded background, 1% children/young people in care. Further information about the school is available on the school's website (including its context statement), as well as the My School website.

Data Source: Department for Education data holdings from Mid census captured in AUGUST 2024.

Governing Council Report

Torrensville Primary School Governing Council Report 2024

The Torrensville Primary School Governing Council met throughout 2024 to oversee the management and direction of the school.

Thank you to Mr Seindanis, Mr Pannenburg and Mrs Knox for their leadership. The school is highly regarded in the community and a school of choice for families, reflected in growing enrolments. Thank you to the dedicated teachers and staff for teaching and supporting our children. Your hard work, care and commitment is demonstrated in growth in learning and high student wellbeing.

In Term 3, Acting Principal Mrs Angela Ratcliffe joined us from Westport Primary while Mr Seindanis and family enjoyed a holiday in Greece. The Governing Council appreciated Mrs Ratcliffe's energy and work with staff to create the "Maku" regulation room.

The development of a new Yarning Circle near the Hayward Avenue boundary of the school outside the Library has been the focus of fundraising throughout the year. Early plans were shared with the Council and school community and we are looking forward to the Yarning Circle and surrounding gardens being created in 2025. Fundraising from 2023 came to fruition in the completion and opening of the new playground and new netball court in 2024. It is wonderful to see the school grounds and facilities developed based on community and student feedback, and with student input to play spaces.

The Governing Council and school were successful with 2 grant applications. We thank Credit Union SA for the grant towards the Yarning Circle, and we look forward to utilising the Parents in Education grant to run parent training in Zones of Regulation in 2025.

Committees:

- OSHC Committee: The TPS Out of School Hours Care (OSHC) continued to provide high-quality care for students and is highly valued by the school community. The Council thanks Alicia and Georgie for their strong leadership and engaging programming.
- Finance Committee: The committee ensured the continued strong management and financial stability of the school.
- Parents and Friends Committee: The Parents and Friends committee had a very successful year. The P&F created What's App groups for each year level to facilitate community connections, prioritised sustainability and community engagement for events, and introduced processes and planning to ensure the smooth running of all events. Our Mother's and Father's Day stalls featured second-hand and homemade goods made possible by the support of the TPS community. The P&F committee supported sports day, where TPS community members provided baked goods and worked behind the cake stall and manned the BBQ. Another highlight for students was the Halloween disco, which focused on being fun and affordable for all. The Quiz Night remains our premier fundraising event of the year, and 2024 was no exception. Thanks to the incredible efforts of numerous TPS community members, we once again achieved a profit of over \$10,000. Additionally, we were fortunate to host TWO successful sausage sizzles at Bunnings. Thank you to the dedicated P&F members for making this all possible.
- Sustainability and Garden Group – Thank you to Mrs Carey for her work running Garden Group, leading the maintenance and development of garden areas, and engaging students in sustainability activities.

The school farewelled two teachers with over 30 years of service in the Department of Education. We wish Mrs Jenny Ernst and Mrs Robyn Averay all the best in their retirement.

The Governing Council thanks departing members, students, and staff representatives for their service in 2024. We appreciated the input of student leaders Mary, Ivy, Harry, and Evan, and staff representatives Mrs. Annicchiarico and Mrs. Kyriacou throughout the year.

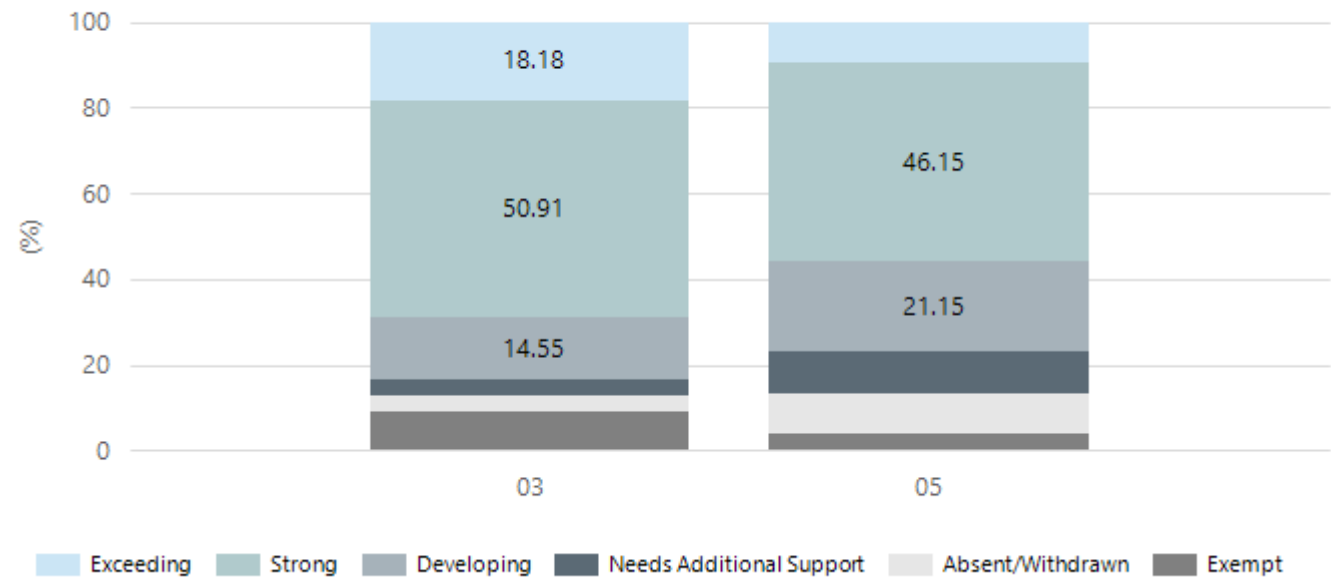
The Torrensville Primary School Governing Council is proud of the achievements and initiatives undertaken in 2024. The school continues to go from strength to strength on all measures. Thank you to Mr Seindanis for his vision and plans for ongoing improvement. We look forward to working with Mr Seindanis and the leadership team in 2025, welcoming new and continuing members to the Governing Council, and continuing to support the school community.

Performance Summary

NAPLAN Proficiency

In 2023 the Australian Curriculum, Assessment and Reporting Authority (ACARA) - a Commonwealth Independent statutory authority - announced changes to NAPLAN performance reporting. The new approach replaces the previous numerical NAPLAN bands and the national minimum standard.

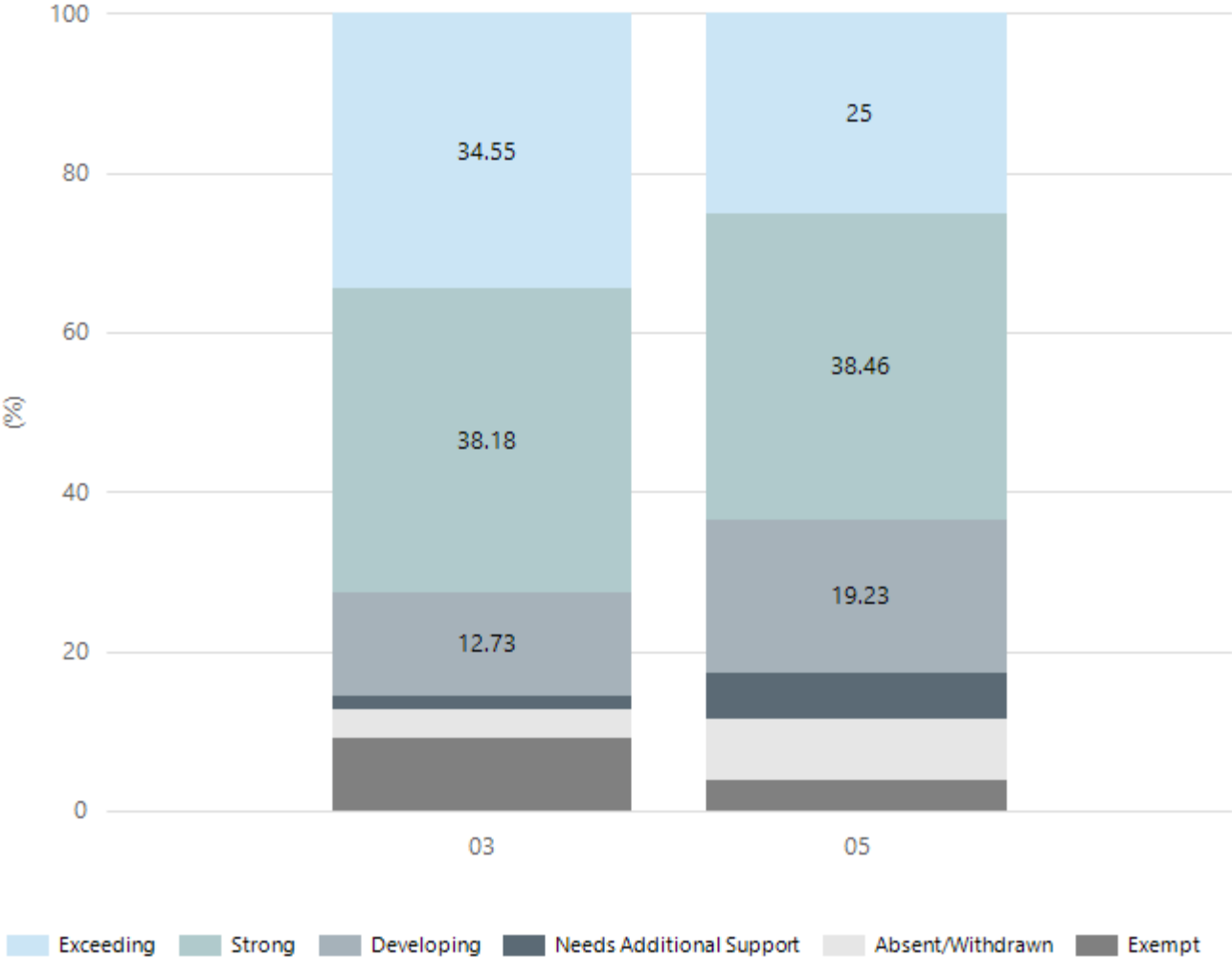
Numeracy



Year Level	03	05
Exceeding	10	5
Strong	28	24
Developing	8	11
Needs Additional Support	2	5
Absent/Withdrawn	2	5
Exempt	5	2
Total	55	52

Data Source: Department for Education Assessment Data Holdings, 2024. If there are less than 6 students who sat NAPLAN in a school, no information will be shown. If a year level has less than 6 students, that year level will not be shown in NAPLAN results.

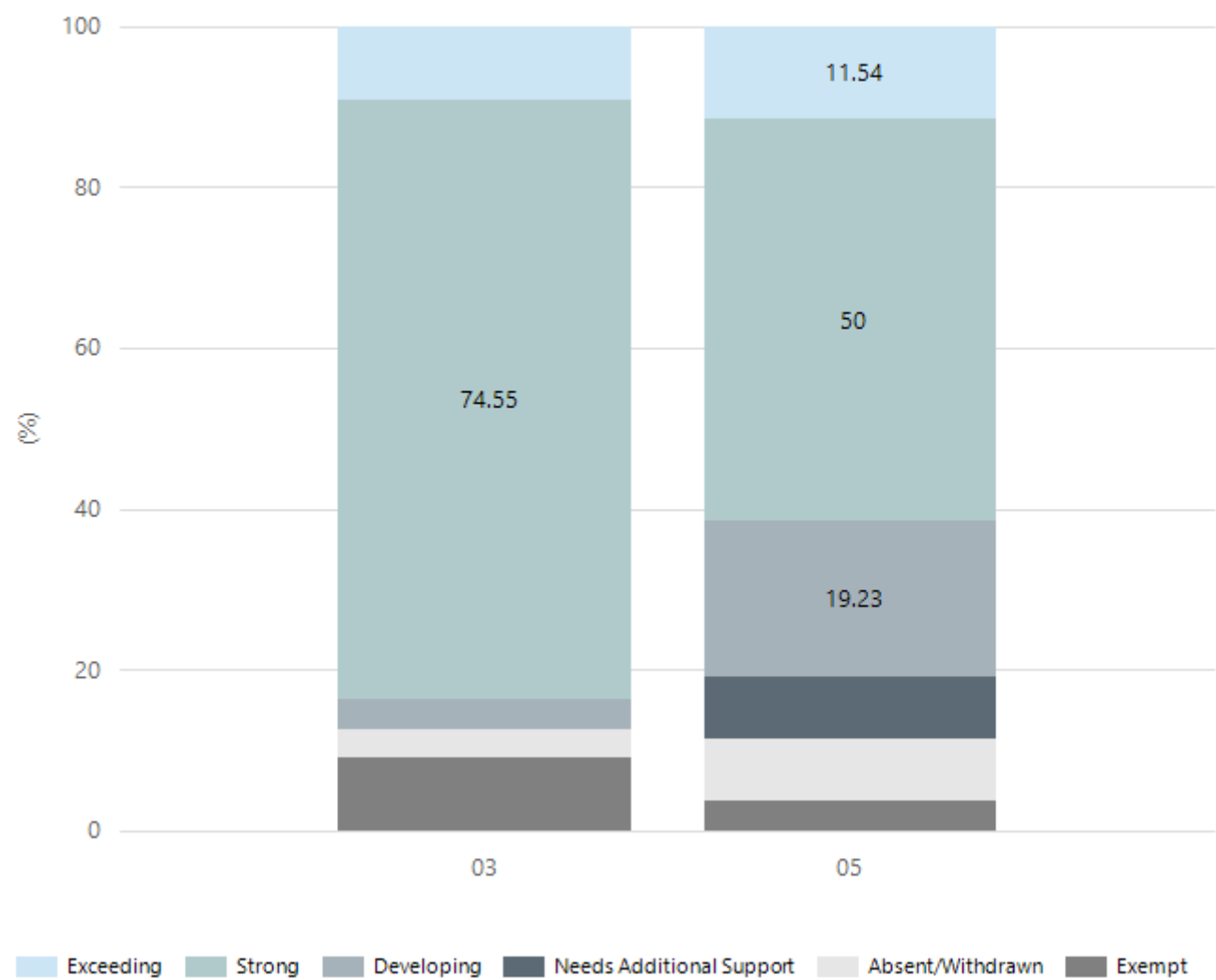
Reading



Year Level	03	05
Exceeding	19	13
Strong	21	20
Developing	7	10
Needs Additional Support	1	3
Absent/Withdrawn	2	4
Exempt	5	2
Total	55	52

Data Source: Department for Education Assessment Data Holdings, 2024. If there are less than 6 students who sat NAPLAN in a school, no information will be shown. If a year level has less than 6 students, that year level will not be shown in NAPLAN results.

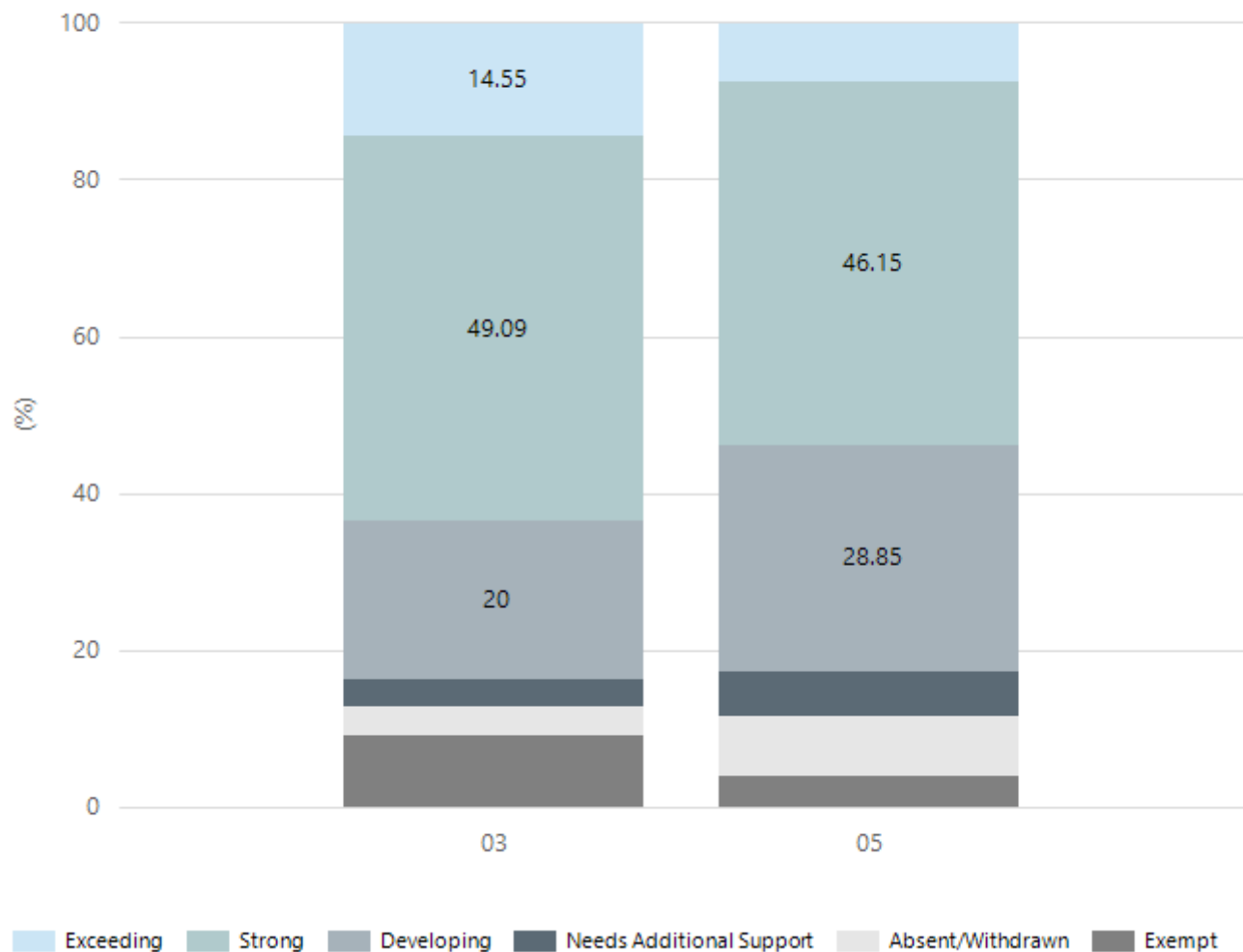
Writing



Year Level	03	05
Exceeding	5	6
Strong	41	26
Developing	2	10
Needs Additional Support		4
Absent/Withdrawn	2	4
Exempt	5	2
Total	55	52

Data Source: Department for Education Assessment Data Holdings, 2024. If there are less than 6 students who sat NAPLAN in a school, no information will be shown. If a year level has less than 6 students, that year level will not be shown in NAPLAN results.

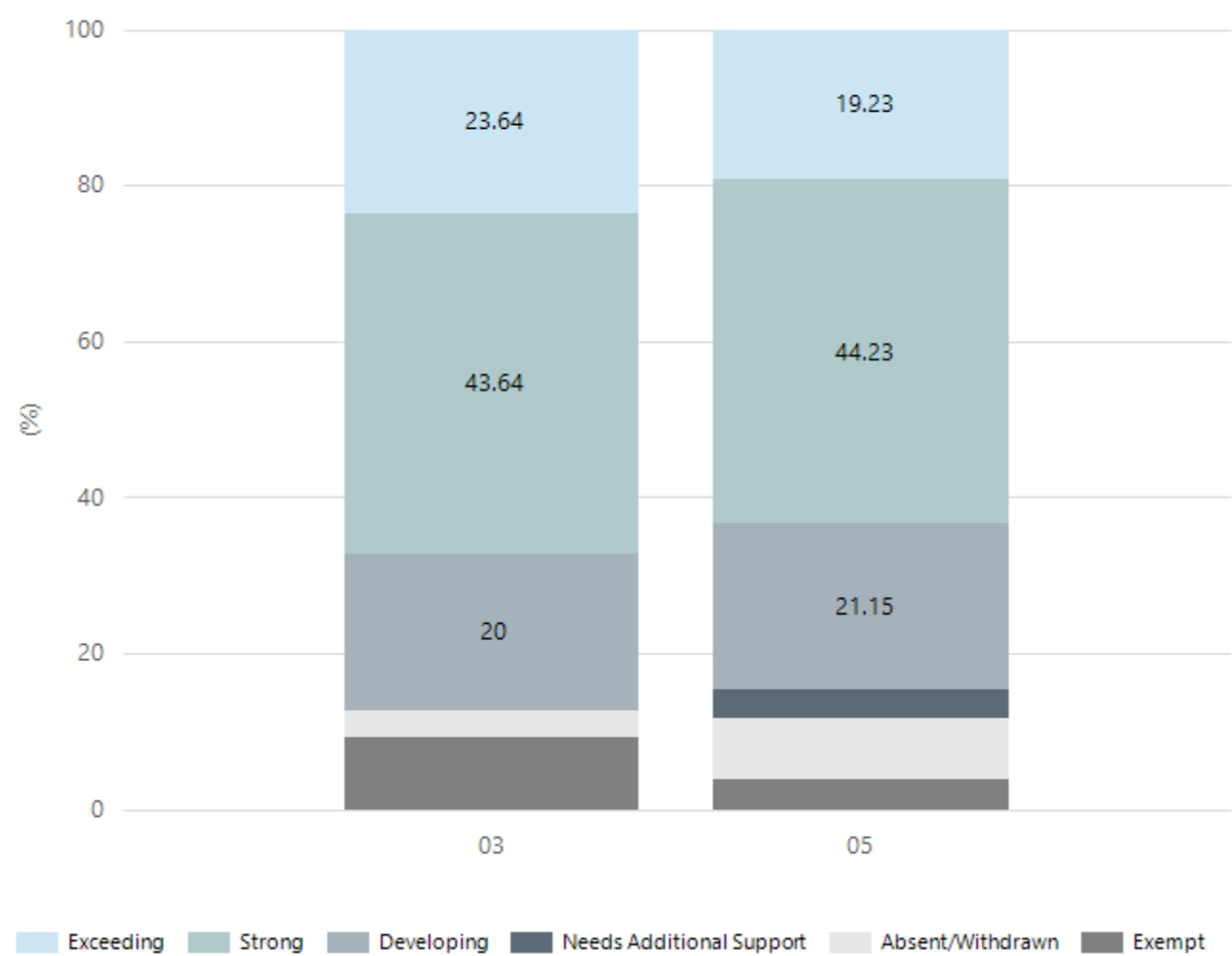
Grammar



Year Level	03	05
Exceeding	8	4
Strong	27	24
Developing	11	15
Needs Additional Support	2	3
Absent/Withdrawn	2	4
Exempt	5	2
Total	55	52

Data Source: Department for Education Assessment Data Holdings, 2024. If there are less than 6 students who sat NAPLAN in a school, no information will be shown. If a year level has less than 6 students, that year level will not be shown in NAPLAN results.

Spelling



Year Level	03	05
Exceeding	13	10
Strong	24	23
Developing	11	11
Needs Additional Support		2
Absent/Withdrawn	2	4
Exempt	5	2
Total	55	52

Data Source: Department for Education Assessment Data Holdings, 2024. If there are less than 6 students who sat NAPLAN in a school, no information will be shown. If a year level has less than 6 students, that year level will not be shown in NAPLAN results.

School Attendance

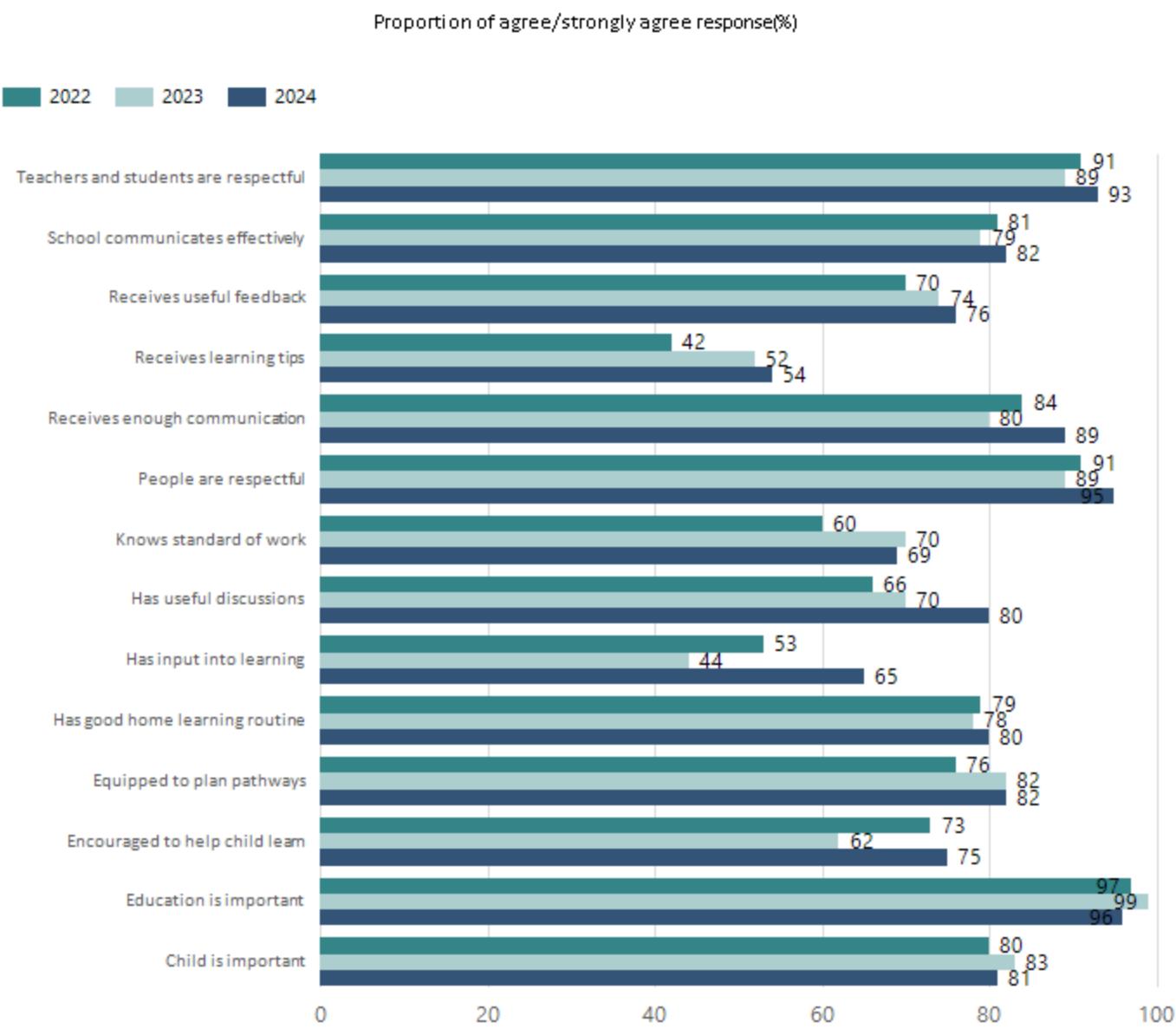
Year Level	2022	2023	2024
Reception	84.3%	93.2%	92.6%
Year 01	83.9%	90.5%	92.5%
Year 02	85.8%	91.5%	93.2%
Year 03	83.2%	93.6%	91.9%
Year 04	84.6%	89.2%	91.9%
Year 05	86.1%	90.5%	90.3%
Year 06	86.1%	91.0%	92.5%
Primary Other	86.6%	89.7%	88.5%
Total	84.8%	91.3%	91.9%

Data Source: Department for Education Attendance Data, Semester 1 Report 2024. A blank cell indicates there we no students enrolled. 'Primary Other' includes students enrolled in specialised education options. 'Secondary Other' includes students who have already spent a year at Year 12 and elected to undertake further study at Year 12.

Attendance Comment

In South Australia, all children and young people must be in school from 6 years to 16 years old. They must attend a government or non-government school full time. From age 16 to 17 however, young people must attend school or an approved learning program (such as an apprenticeship, traineeship, accredited course or university). Schools and parents must encourage and support students to come to school every day. Parents and caregivers must make sure their child is enrolled in a school, and attends school all day and everyday it is open, unless a child is sick or has an approved exemption. Teachers and leaders actively follow up when a student misses school, including recording all absences and non-attendance. All schools in South Australia have local attendance procedures governed under the Education and Children's Services Regulations 2020.

School Parent Opinion Survey Results



Data Source: 2024 Department for Education Parent Opinions Survey, Term 3 2024.

Intended Destination

Leave Reason	Number	%
OV - LEFT SA FOR OVERSEAS	1	7.0%
TG - TRANSFERRED TO SA GOVERNMENT SCHOOL	14	93.0%

Data Source: Department for Education Destination Data Report, 2024. Data extract term 3 2024. Data shows recorded destinations for students that left the school in the previous year. Data is uploaded by schools in term 3 and may not reflect final or total figures at time of report creation.

Highest Qualifications held by the teaching workforce and workforce composition

All teachers at this school are qualified and registered with the SA Teachers Registration Board.

Qualification Level	Number of Qualifications
Bachelor's degrees or Diplomas	21
Postgraduate Qualifications	3

Data Source: Data extracted from Mandatory Workforce Information Collections as on the last pay date of June 2024. As self-reported by staff in the system.

Please note: Data includes staff who are Actively employed and on extended paid leave. Please note only the highest qualification of the Teaching staff is reported. Excludes any number of other certifications earned.

Workforce composition including indigenous staff

	Teaching Staff		Non-Teaching Staff	
	Indigenous	Non-Indigenous	Indigenous	Non-Indigenous
Full-Time Equivalents	0.0	22.3	0.7	8.6
Persons	0.0	24.0	1.0	11.0

Data Source: Data extracted from Mandatory Workforce Information Collection as on the last pay date of June 2024.

Please note: Data includes staff who are actively employed and on extended paid leave. "Indigenous category" is self-reported by staff in the system.

Financial Statement

Funding Source	Amount
Grants: State	\$3 894 201
Grants: Commonwealth	\$5 550
Parent Contributions	\$160 127
Fund Raising	\$32 400
Other	\$126 635

Data Source: School supplied data.